

APPENDIX 2

The Council's Investment position at 30th June 2013

	Balance at 30 th June 2013
	£'000's
Notice (instant access funds)	21,700
Up to 1 month	27,000
1 month to 3 months	35,000
Over 3 months	28,000
Total	111,700

The investment figure of £111.7 million is made up as follows:

	Balance at 30 th June 2013
	£'000's
B&NES Council	89,472
B&NES PCT	13,169
West Of England Growth Points	684
Schools	8,375
Total	111,700

The Council had an average net positive balance of £117.0m (including Growth Points & B&NES PCT Funding) during the period April 2013 to June 2013.

**Chart 1: Council Investments
as at 30th June 2013 (£111.7m)**

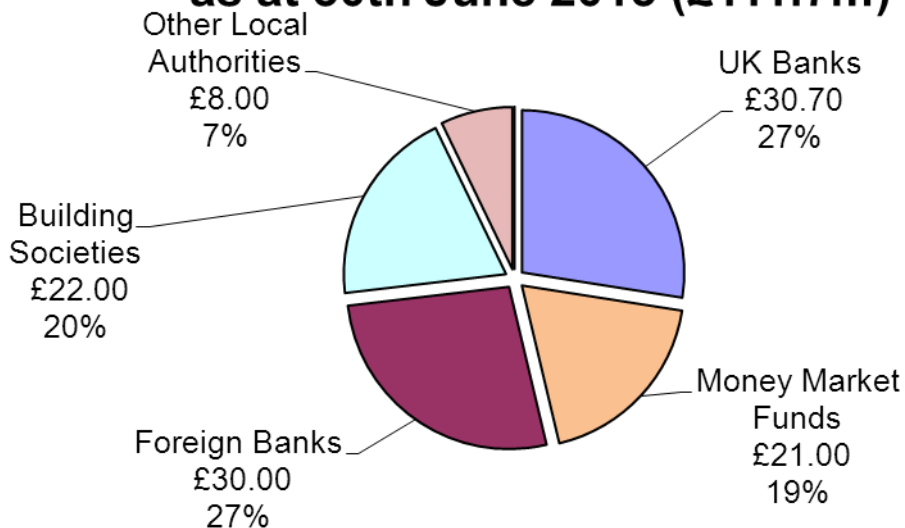


Chart 2: Council Investments as at 31st Mar. 2013 (£78.1m)

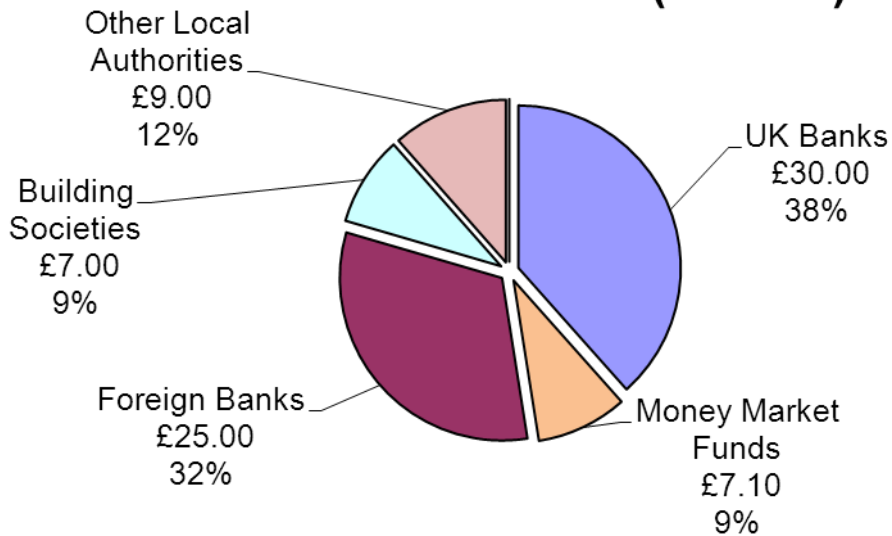


Chart 3: Council Investments per Lowest Equivalent Long-Term Credit Ratings (£111.7m) - 30th June 2013

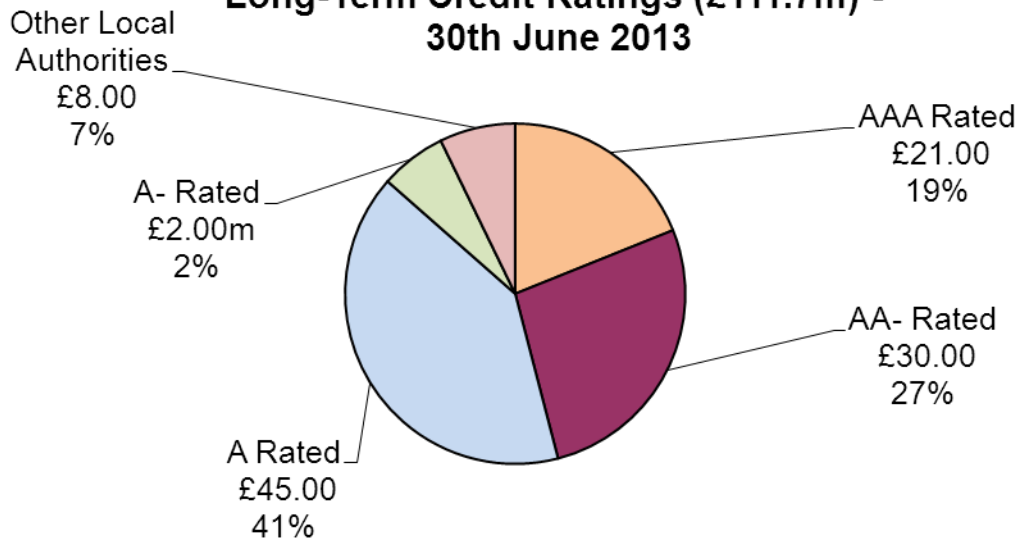


Chart 4: Council Investments per Lowest Equivalent Long-Term Credit Ratings (£78.1m) - 31st Mar. 2013

